

GIL/BSE/BM/02/2019

07.02.2019

The Manager
Department of Corporate Services
Bombay Stock Exchange Limited
Phiroze Jeejeebhoy Towers
Dalal Street, Fort,
Mumbai-400001

Scrip Code: 539522

Sub: Outcome of the Board Meeting held on 7th February, 2019.

Dear Sir,



This is to inform you that the meeting of the Board of Directors of the Company was held today i.e. 7th February 2019 at 03:00 pm at its registered office and interalia, the Unaudited Financial Results for the third quarter and nine months ended on 31st December, 2018 were approved and Limited Review Report thereon was taken on record. Copy of Financial Results is attached herewith for dissemination.

Kindly place it on record and update your website.

Thanking you.

Thanking You.

For Grovy India Limited

Pooja Jain

Company Secretary & Compliance officer

GROVY INDIA LTD.

Corporate Office : 122, Vinoba Puri, Lajpat Nagar - II, New Delhi-110 024, INDIA
T: +91 11 4674 0000 F: +91 11 4674 0030 E: info@grovyindia.com W: www.grovyindia.com
Registered Office : 131 Moti Bazar, Chandni Chowk, Delhi 110 006, INDIA
CIN : L74130DL1985PLC021532

NITIN K KUMAR & CO.
CHARTERED ACCOUNTANTS
1/9029, 2ND FLOOR, STREET - 1, WEST ROHTAS NAGAR,
OPPO. HIRA SWEETS, SHAHDARA
DELHI - 110032
9899637190

**LIMITED REVIEW REPORT ON STANDALONE FINANCIAL RESULTS FOR THE QUARTER
AND NINE MONTHS ENDED 31ST DECEMBER, 2018**


To
The Board of Directors
Grov India Limited

We have reviewed the accompanying statement of Standalone unaudited financial results of “**Grov India Limited**” for the quarter and nine months ended 31.12.2018 (“the statement”) being submitted by the Company pursuant to the requirement of Regulation 33 of the Securities Exchange Board of India (Listing Obligation and Disclosure Requirements) Regulation, 2015 as modified by Circular No. CIR/CFD/FAC/62/2016 dated 5th July, 2016. This statement is the responsibility of the Company’s Management and has been approved by the Board of Directors, has been compiled from the related interim standalone financial statement, which has been prepared in accordance with the recognition and measurement principles laid down in Indian Accounting Standard 34 “Interim Financial Reporting” (Ind AS-34), prescribed under section 133 of the Companies Act, 2013 read with relevant rules issued thereunder and other accounting principles generally accepted in India . Our responsibility is to issue a report on these financial statements based on our review.

We conducted our review in accordance with the Standard on Review Engagement (SRE) 2400, Engagements to Review Financial Statements issued by the Institute of Chartered Accountants of India. This standard requires that we plan and perform the review to obtain moderate assurance as to whether the financial statements are free of material misstatement. A review is limited primarily to inquiries of company personnel and analytical procedures applied to financial data and thus provides less assurance than an audit. We have not performed an audit and accordingly, we do not express an audit opinion.

Based on our review conducted as above, nothing has come to our attention that causes us to believe that the accompanying statement of unaudited financial results prepared in accordance with applicable accounting standards and other recognized accounting practices and policies has not disclosed the information required to be disclosed in terms of Regulation 33 of the SEBI (Listing Obligations and Disclosure Requirements) Regulations, 2015 including the manner in which it is to be disclosed, or that it contains any material misstatement.

For Nitin K Kumar & Co.
Chartered Accountants
FRN No. 029517N



Membership No. 512144

Place: New Delhi
Date: 07.02.2019

GROVY INDIA LIMITED

CIN - L74130DL1985PLC021532

Registered Office: 122, 1st Floor, Vinobapuri, Lajpat Nagar, Part-II, New Delhi-110024. Tel. No. : +91 11 46740000, Fax no. : +91 11 46740030 Email - grovyindia@gmail.com
Figs. in INR Lacs

STANDALONE UNAUDITED FINANCIAL RESULTS FOR THE QUARTER AND NINE MONTHS ENDED 31.12.2018

		Three Months Ended			Nine Months ended		Year Ended
		31.12.2018	30.09.2018	31.12.2017	31.12.2018	31.12.2017	31.03.2018
		(Unaudited)	(Unaudited)	(Unaudited)	(Unaudited)	(Unaudited)	(Audited)
I	Revenue from operations	450.20	-	-	673.43	590.00	1,229.89
II	Other Income	(0.71)	3.12	4.74	2.41	9.78	3.26
III	Total Revenue (I+II)	449.49	3.12	4.74	675.84	599.78	1,233.15
IV	Expenses:						
	Cost of materials consumed	405.31	-	-	628.31	578.81	1,187.87
	Purchase of Stock-in-trade	-	-	-	-	-	-
	Change in inventories of finished goods, work-in-progress and stock-in-trade	-	-	-	-	-	-
	Employee Benefit Expense	3.28	1.06	2.53	6.34	6.28	8.45
	Financial Costs	-	0.01	-	0.01	-	0.13
	Depreciation and Amortization Expense	-	-	1.32	-	1.32	2.63
	Other Expenses	7.17	3.17	0.39	18.91	9.45	17.77
	Total Expenses	415.77	4.24	4.24	653.58	595.86	1,216.85
V	Profit before Exceptional and Extraordinary Items and Tax	33.72	(1.12)	0.50	22.26	3.92	16.30
VI	Exceptional items/ Prior Period Income/ (Expenses) (refer note 1 and 6)	-	-	-	-	-	-
VII	Profit before Extraordinary Items and Tax	33.72	(1.12)	0.50	22.26	3.92	16.30
VIII	Extraordinary Items	-	-	-	-	-	-
IX	Profit before Tax	33.72	(1.12)	0.50	22.26	3.92	16.30
X	Tax Expense:						
	(1) Current Tax	-	-	-	-	-	4.41
	(2) Deferred Tax	-	-	-	-	-	-
	(3) Previous Year Income Tax	-	-	-	-	-	-
XI	Profit/(Loss) from the period from Continuing Operations	33.72	(1.12)	0.50	22.26	3.92	11.89
XII	Tax Expense of Discontinuing Operations	-	-	-	-	-	-
XIII	Profit/ (Loss) from Discontinuing operations	-	-	-	-	-	-
XIV	Profit/ (Loss) for the period	33.72	(1.12)	0.50	22.26	3.92	11.89
XV	Other comprehensive (income)/ expense						
	Items that will not be reclassified to profit or loss in subsequent periods:						
	Income tax relating to items that will not be reclassified to profit or loss	-	-	-	-	-	-
	Items that will be reclassified to profit or loss	-	-	-	-	-	-
	Income tax relating to items that will be reclassified to profit or loss	-	-	-	-	-	-
XVI	Total comprehensive income as per Ind AS	33.72	(1.12)	0.50	22.26	3.92	11.89
XVII	Details of Equity Share Capital						
	Paid-up equity share capital	140.00	140.00	140.00	140.00	140.00	140.00
	Face value of equity share capital	10.00	10.00	10.00	10.00	10.00	10.00
	Reserve (excluding revaluation Reserves)	-	-	-	-	-	199.33
XVIII	Earning per Equity Share:						
	(1) Basic	2.41	(0.08)	0.04	1.59	0.28	0.85
	(2) Diluted	2.41	(0.08)	0.04	1.59	0.28	0.85

Notes:

- The financial results for the quarter ended 31st December, 2018 are reported in accordance with Ind AS. In accordance with the circular CIR/CFD/FAC/62/2016 dated 5th July, 2016 issued by SEBI.
- The above unaudited Financial results and Segment Results have been reviewed and recommended by the Audit Committee in their meeting held on 07.02.2019 and approved by the Board of Directors at their meeting held on 07.02.2019
- This Statement is as per Regulation 33 of SEBI LODR Regulations, 2015.

FOR GROVY INDIA LTD.

(Signature)
Director (with Signature)

PART II Select information for the Quarter ended 31st December, 2018

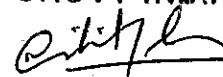
Sr. No.	Particulars	Three Months Ended			Nine Months ended		Year Ended
		31.12.2018	30.09.2018	31.12.2017	31.12.2018	31.12.2017	31.03.2018
		(Unaudited)	(Unaudited)	(Unaudited)	(Unaudited)	(Unaudited)	(Audited)
A PARTICULARS OF SHAREHOLDING							
1	Public Shareholding						
	- Number of shares	635,554	635,554	635,554	635,554	635,554	635,554
	- Percentage of shareholding	45.40%	45.40%	45.40%	45.40%	45.40%	45.40%
2	Promoters and Promoter Group Shareholding	764,446	764,446	764,446	764,446	764,446	764,446
	(a) Pledged / Encumbered	Nil	Nil	Nil	Nil	Nil	Nil
	- Number of shares						
	- Percentage of Shares (as a % of the total shareholding of promoter and promoter group)						
	- Percentage of Shares (as a % of the total share capital of the company)						
	(b) Non-encumbered						
	- Number of shares	1,400,000	1,400,000	1,400,000	1,400,000	1,400,000	1,400,000
	- Percentage of Shares (as a % of the total shareholding of promoter and promoter group)	100.00%	100%	100%	100.00%	100%	100%
	- Percentage of Shares (as a % of the total share capital of the company)	54.60%	54.60%	54.60%	54.60%	54.60%	54.60%

B INVESTOR COMPLAINTS		Quarter ended (31/12/2018)	
	Pending at the beginning of the quarter		Nil
	Received during the quarter		0
	Disposed off during the quarter		0
	Remaining unresolved at the end of the quarter		Nil

PART III SEGMENT RESULTS FOR THE QUARTER ENDED ON 31ST DECEMBER, 2018

PARTICULARS	Three Months Ended			Nine Months ended		Year Ended	
	31.12.2018	30.09.2018	31.12.2017	31.12.2018	31.12.2017	31.03.2018	
	(Unaudited)	(Unaudited)	(Unaudited)	(Unaudited)	(Unaudited)	(Audited)	
a	Segment Revenue (Net sale/income from each segment should be disclosed under this head)						
	(a) Segment - Construction Activities	283.65	-	-	283.65	590.00	610.00
	(b) Segment - Trading Activities	165.84	3.12	4.74	392.19	9.78	621.98
	(c) Unallocated						1.17
	Total	449.49	3.12	4.74	675.84	599.78	1,233.15
	Less: Inter Segment Revenue						
	Net sales/ Income From Operations		3.12	4.74		599.78	1,233.15
b	Segment Results (Profit)(+/-) Loss (-) before tax and interest from Each segment)#						
	(a) Segment - Construction Activities	43.33	-	0.00	43.33	11.18	33.14
	(b) Segment - Trading Activities	-9.61	(1.12)	0.50	(21.07)	-7.26	(18.00)
	(c) Unallocated						1.16
	Total	33.72	(1.12)	0.50	22.26	3.92	16.30
	Less: i) Interest**			0.00		0.00	
	ii) Other Un-allocable Expenditure net off						
	(iii) Un-allocable income						
	Total Profit Before Tax		(1.12)	0.50		3.92	16.30
c	Capital Employed (Segment assets - Segment Liabilities)						
	(a) Segment - Construction Activities			299.28	356.50	0.00	313.17
	(b) Segment - Trading Activities			18.52	5.10	18.52	26.17
	(c) Unallocated						
	Total			317.80	361.60	18.52	339.34

For GROVY INDIA LTD.



Director (Audit) Signatory
DIN: 02964239

Place : New Delhi
Date : 07.02.2019